



Meaningful Innovation.


WEEE Number: 80133970

INSTRUCTION MANUAL

LED SLIM BACKLIT PANEL

TECHNICAL DATA

MODEL	VT-61041
SKU	24141, 24142
WATTS	40W
LUMEN @SPHERE 360°	4800 Lm
BEAM ANGLE	110°
CRI	≥80
DF	≥0.9
IP RATING	IP20
BODY TYPE	FE + PS
LIFE SPAN	25,000 Hours
ON/OFF CYCLE	12,500 Times
OPERATION TEMPERATURE	-10 to +35°C
DIMENSION	595x595x18mm
INPUT VOLTAGE	AC:220-240V,50/60Hz



SUPER BRIGHT
120
LM/WATT EFFICIENCY


03 **YEAR**
WARRANTY*

INTRODUCTION & WARRANTY

Thank you for selecting and buying V-TAC product. V-TAC will serve you the best. Please read these instructions carefully before starting the installing and keep this manual handy for future reference. If you have any another query, please contact our dealer or local vendor from whom you have purchased the product. They are trained and ready to serve you at the best. The warranty is valid for 3 years from the date of purchase. The warranty does not apply to damage caused by incorrect installation or abnormal wear and tear. The company gives no warranty against damage to any surface due to incorrect removal and installation of the product. The products are suitable for 10-12 Hours Daily operation. Usage of product for 24 Hours a day would void the warranty. This product is warranted for manufacturing defects only.

WARNING

1. Please make sure to turn off the power before starting the installation.
2. Installation should only be done by a certified electrician.
3. The light source of this luminaire is not replaceable; when the light source reaches its end of life the whole luminaire shall be replaced.
4. If the external flexible cable or cord of this luminaire is damaged, it shall be exclusively replaced by the manufacturer or his service agent or a similar qualified person in order to avoid a hazard.
5. For Indoor use only.




MULTI-LANGUAGE MANUAL QR CODE

Please scan the QR code
to access the manual in
multiple languages.




Points de collecte sur www.quefairedemesdechets.fr
Privilégiez la réparation ou le don de votre appareil !



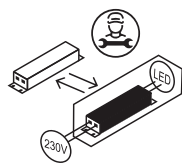
Caution, risk of electric shock.




This marking indicates that this product should not be disposed of with other household wastes.



Non-replaceable
light source

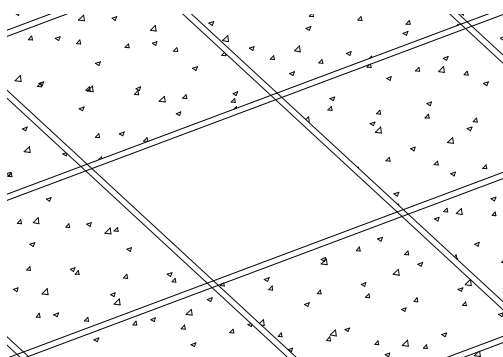


Replaceable control gear
by a professional

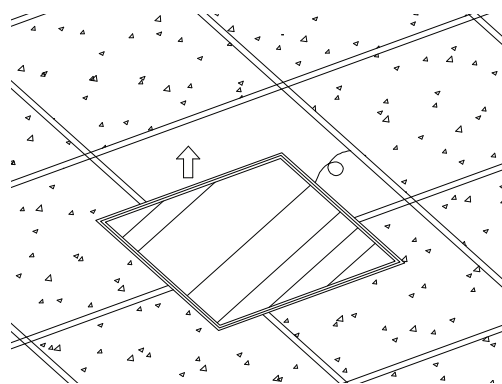


Luminaires not
suitable for covering
with thermally
insulating material.

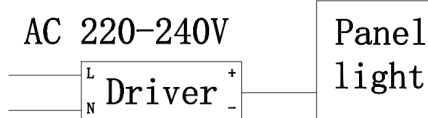
INSTALLATION INSTRUCTIONS



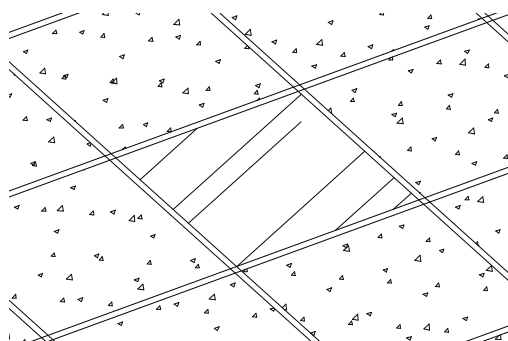
1. Make a hole into the ceiling



2. Fix the Panel into the Ceiling



3. Wiring the DC cable of the panel to the powersupply. And wiring the AC source cable to the powersupply.



4. Turn on the switch and test the Panel



V-TAC WEST EUROPE LTD. IN CASE OF ANY QUERY/ISSUE WITH THE PRODUCT, PLEASE REACH OUT TO US AT:
SUPPORT@V-TAC.EU FOR MORE PRODUCTS RANGE, INQUIRY PLEASE CONTACT OUR DISTRIBUTOR OR NEAREST DEALERS.
V-TAC WEST EUROPE LTD. GROUND FLOOR, 71 LOWER BAGGOT STREET, DUBLIN 02, IRELAND D02 P593

V-TAC UK LTD. IN CASE OF ANY QUERY/ISSUE WITH THE PRODUCT PLEASE REACH OUT TO US AT
SUPPORT@VTACEXPORTS.COM V-TAC, 5A TUNGSTEN PARK, DOWNS ROAD, WITNEY, OXFORDSHIRE, OX29 OAX